

BUSH'S PASTURE PARK  
*and*  
DEEPWOOD ESTATE GARDENS

---

CULTURAL LANDSCAPE MANAGEMENT PLAN

APPENDIX H

List of Project Stakeholders  
Public Engagement Surveys and Results

Stakeholder Survey #1

Stakeholder Survey #2

Open House Survey #1

Open House Survey #2

Open House Survey #3



BUSH'S PASTURE PARK & DEEPWOOD ESTATE GARDENS

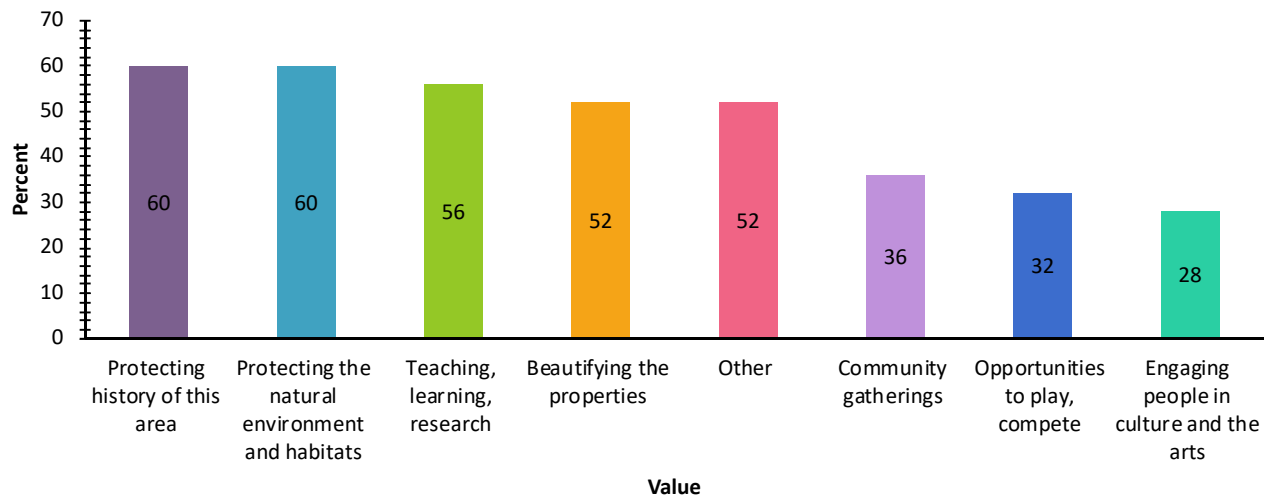
Bush's Pasture Park Deepwood Estate Gardens  
Cultural Landscape Management Plan  
Stakeholders

Stakeholder	Organization
Brian Armstrong	S.Salem High School
Lynda Boyer	Heritage Seedlings
Sandra Burnett	Salem Art Association
Jennifer Butler	Willamette University
Gretchen Carnaby	Mission Street Parks Conservancy
John Case	S. Salem Saxon Baseball Foundation
Dean Chambers	Willamette Valley Road Runners
Jon Christenson	SCAN
Christine Chute	Mission Street Parks Conservancy
Mike Compton	Pioneer Trust Bank
Eileen Cotter Howell	Salem Public Art Commission
Carroll Cottingham	Historic Landmarks Commission
David Craig	Willamette University
Woody Dukes	SPRAB
Rich Johnson	Salem Soapbox Derby Association
Susan Kephart	Willamette University
Briana Lindh	Willamette University
Mary Myatt	Deepwood Gardener
Angie Onyewuchi	Travel Salem
Rob Passage	Willamette University
Yvonne Putze	Deepwood Museum & Gardens
Wally Reed	Rhododendron Garden Society
Nancy Sanchez	Bush Park Patrol
John Savage	Willamette University
Elizabeth Saxe	Willamette Valley Road Runners
Jeff Schumacher	SCAN
Leilani Slama	Salem Health
Carol Snyder	Salem Parks Foundation
Ross Sutherland	Bush House Museum
Cindy Wagner	Salem Health
Lorrie Walker	SCAN
Pam Wasson	Lord & Schryver Conservancy



## Bush's Pasture Park and Deepwood Gardens Stakeholder Survey As of July 15, 2020

1. My organization is involved in/located at BPP & Deepwood for the following reasons:  
Check all that apply

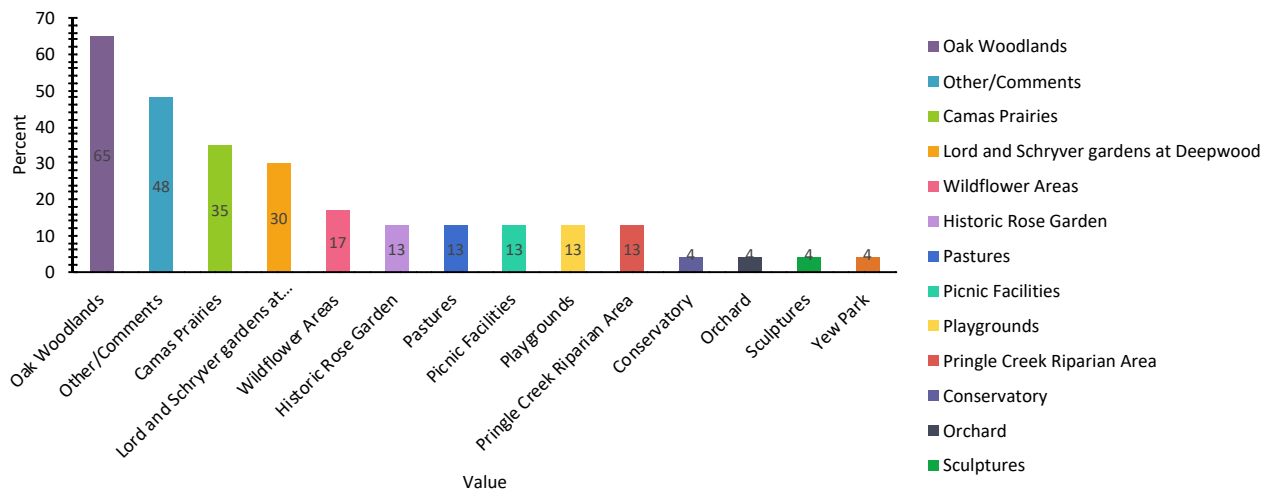


BUSH'S PASTURE PARK & DEEPWOOD ESTATE GARDENS

1. My organization is involved in/located at BPP & Deepwood for the following reasons:  
Check all that apply

Value		Percent	Count
Protecting history of this area		60%	15
Protecting the natural environment and habitats		60%	15
Teaching, learning, research		56%	14
Beautifying the properties		52%	13
Other		52%	13
Community gatherings		36%	9
Opportunities to play, compete		32%	8
Engaging people in culture and the arts		28%	7

2. What are the most important features of BPP & Deepwood: Pick up to three



2. What are the most important features of BPP & Deepwood: Pick up to three

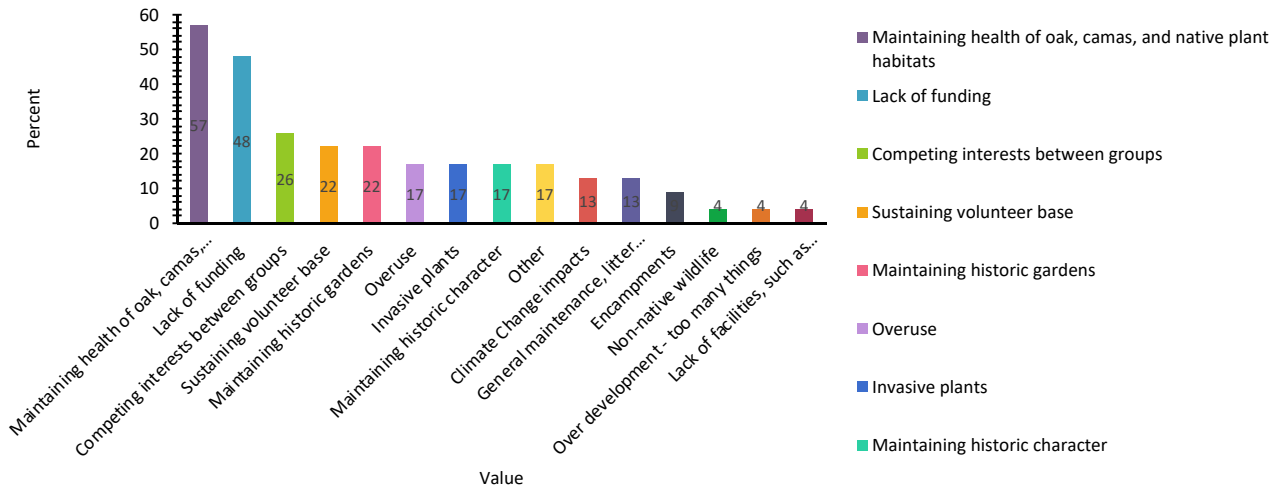
Value		Percent	Count
Oak Woodlands		65%	15
Other/Comments		48%	11
Camas Prairies		35%	8
Lord and Schryver gardens at Deepwood		30%	7
Wildflower Areas		17%	4
Historic Rose Garden		13%	3
Pastures		13%	3
Picnic Facilities		13%	3
Playgrounds		13%	3
Pringle Creek Riparian Area		13%	3

3. Please rate your agreement with the following statements:

	Strongly disagree		Disagree		Neutral		Agree		Strongly agree		Responses
	Row %	Count	Row %	Count	Row %	Count	Row %	Count	Row %	Count	
Visitors to the site are aware of the historic and cultural significance of the site.	0%	0	36%	8	18%	4	36%	8	9%	2	22
The trail system allows people to get to all of the best and most important areas of the site	0%	0	4%	1	17%	4	57%	13	22%	5	23
It is easy to get around and find what you are looking for	0%	0	9%	2	22%	5	52%	12	17%	4	23
Sensitive areas of the site are protected from overuse	0%	0	48%	11	22%	5	26%	6	4%	1	23

BUSH'S PASTURE PARK & DEEPWOOD ESTATE GARDENS

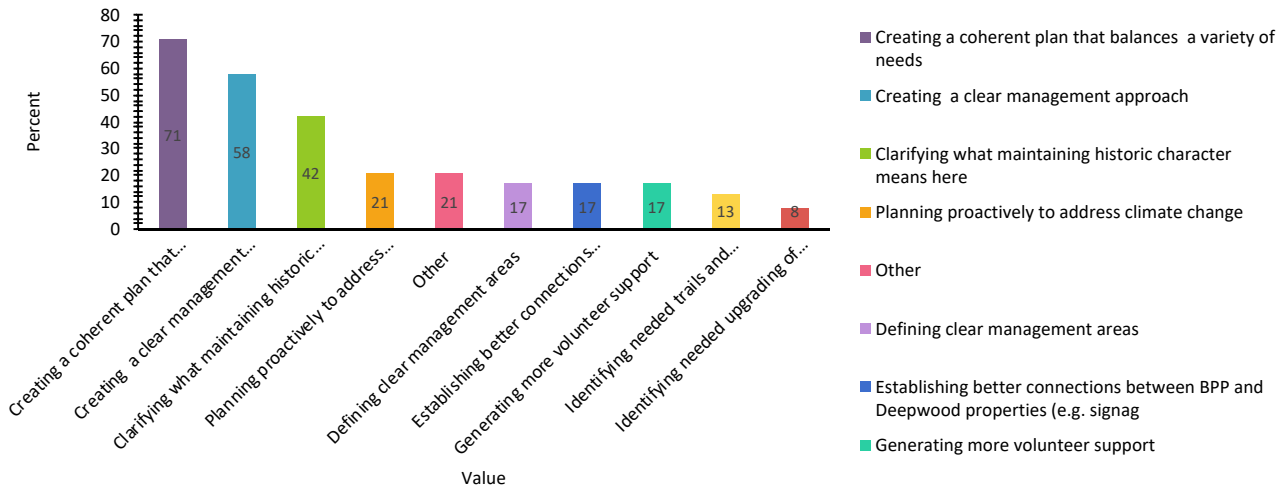
4.What are the biggest challenges for the CLMP for BPP & Deepwood? Pick up to three



4.What are the biggest challenges for the CLMP for BPP & Deepwood? Pick up to three

Value	Percent	Count
Maintaining health of oak, camas, and native plant habitats	57%	13
Lack of funding	48%	11
Competing interests between groups	26%	6
Sustaining volunteer base	22%	5
Maintaining historic gardens	22%	5
Overuse	17%	4
Invasive plants	17%	4
Maintaining historic character	17%	4
Other	17%	4
Climate Change impacts	13%	3

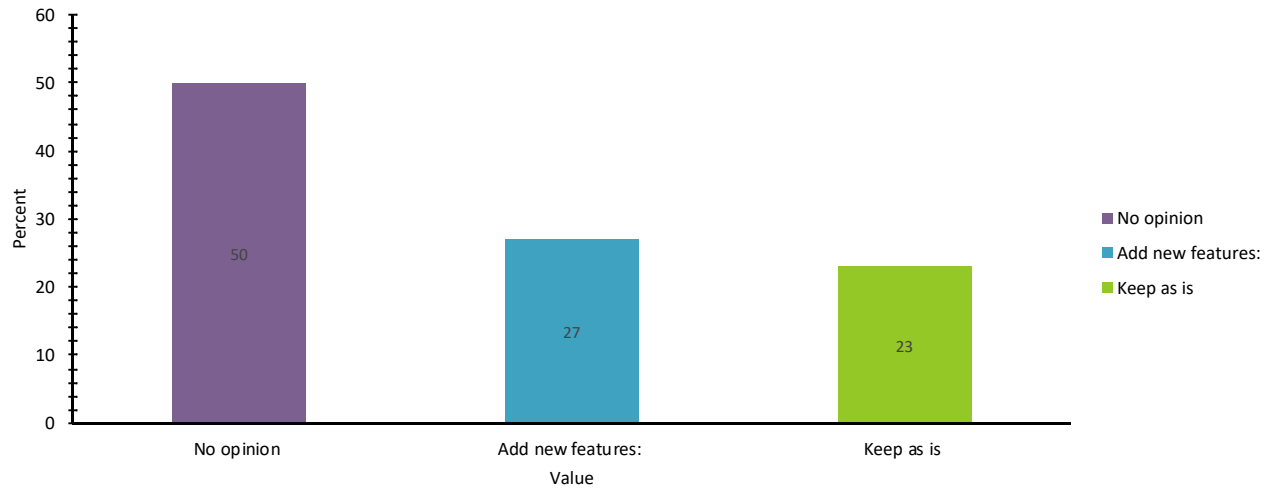
5.What are the biggest opportunities for BPP & Deepwood with the CLMP? Pick up to three



5.What are the biggest opportunities for BPP & Deepwood with the CLMP? Pick up to three

Value	Percent	Count
Creating a coherent plan that balances a variety of needs	71%	17
Creating a clear management approach	58%	14
Clarifying what maintaining historic character means here	42%	10
Planning proactively to address climate change	21%	5
Other	21%	5
Defining clear management areas	17%	4
Establishing better connections between BPP and Deepwood properties (e.g. signage, bridge etc.)	17%	4
Generating more volunteer support	17%	4
Identifying needed trails and wayfinding improvements	13%	3
Identifying needed upgrading of key facilities such as restrooms, shelters etc.	8%	2

## 6.What would you like to see happen in Yew Park?

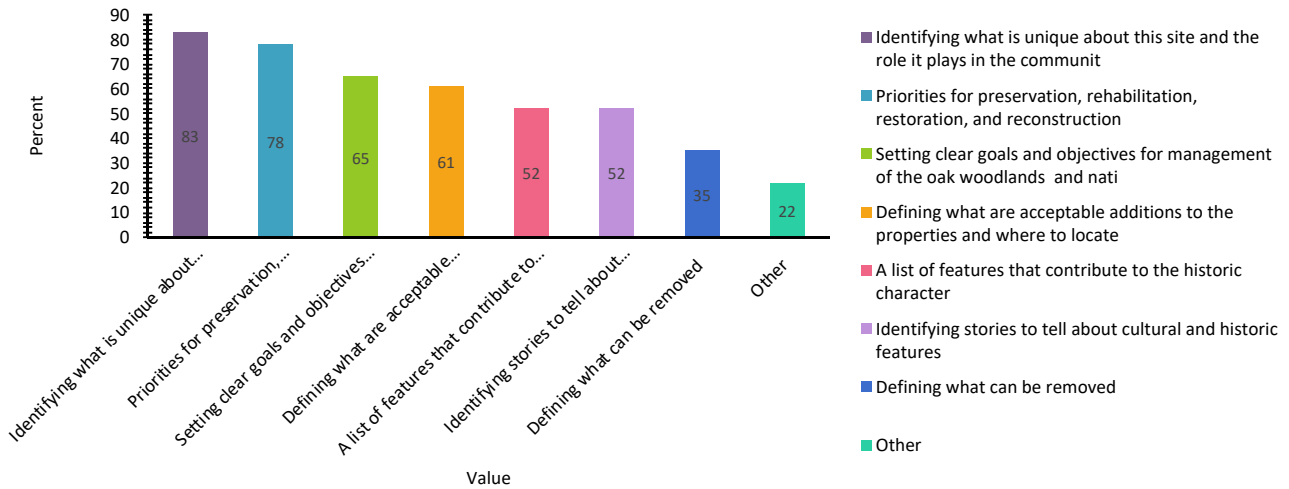


## 6.What would you like to see happen in Yew Park?

Value	Percent	Count
No opinion	50%	11
Add new features:	27%	6
Keep as is	23%	5



### 7.What tools would be useful as a part of this plan? Check all that apply



### 7.What tools would be useful as a part of this plan? Check all that apply

Value	Percent	Count
Identifying what is unique about this site and the role it plays in the community	83%	19
Priorities for preservation, rehabilitation, restoration, and reconstruction	78%	18
Setting clear goals and objectives for management of the oak woodlands and native plant areas	65%	15
Defining what are acceptable additions to the properties and where to locate	61%	14
A list of features that contribute to the historic character	52%	12
Identifying stories to tell about cultural and historic features	52%	12
Defining what can be removed	35%	8
Other	22%	5

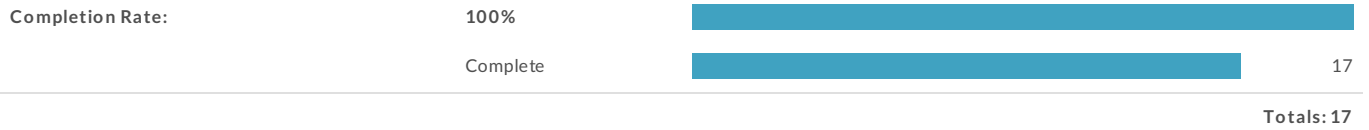
8. What tool is most important to your organization?

9. Are there other issues that you want the Cultural Landscape Management Plan for Bush's Pasture Park and Deepwood to address?

# Report for Bush's Pasture Park and Deepwood Gardens Stakeholders

## 2

### Response Counts



BUSH'S PASTURE PARK & DEEPWOOD ESTATE GARDENS

1. Your name:

<b>ResponseID</b>	<b>Response</b>
1	John Savage
3	Carol Snyder
4	Jennifer Butler
5	David P. Craig
6	PAM WASSON
7	Brian Smith
8	Jeff Schumacher
9	Wallace Reed
10	Michael Compton
11	Yvonne putze
12	Lorrie Walker
13	Gretchen Carnaby
16	Susan Kephart
17	Woodrow Dukes
18	Christine A Chute
19	Ross Sutherland
20	Sandra Burnett

2. What organization do you represent?

ResponseID	Response
1	Native Plant Society of Oregon Willamette Valley Chapter
3	Salem Parks Foundation
4	Willamette University
5	Willamette University
6	Lord & Schryver Conservancy
7	City of Salem Parks
8	SCAN board member
9	Volunteer, Rhododendron Hillside
10	Pioneer Trust Bank
11	Friends Of Deepwood
12	SCAN
13	Mission Street Parks Conservancy
16	Botanist, Willamette Univ Emerita faculty
17	SPRAB
18	Mission Street Parks Conservancy
19	Bush House Museum
20	Salem Art Association

BUSH'S PASTURE PARK & DEEPWOOD ESTATE GARDENS

3. Please review the Opportunities and Constraints table and choose the top three Management Areas you see as key to a successful CLMP:

Item	Overall Rank	Rank Distribution	Score	No. of Rankings
Remnant oak savanna and camas field	1		28	12
Oak-conifer woodlands - 5A, 5B, 5C, 5D	2		17	9
Pringle Creek riparian area	3		16	7
Bush House grounds	4		10	4
Upper white oak grove	5		10	6
Lord & Schryver Historic Orchard	6		8	5
Deepwood Estate gardens	7		5	2
Lower Pasture	8		3	1
Rose Gardens at Bush grounds	9		3	3
Rhododendron Hillside	10		1	1
Wildflower area	11		1	1

■ Lowest Rank      ■ Highest Rank

4. Please answer the following regarding how the draft Management Plan will protect assets at the site.

	Very well	Well	Neutral	Not so well	Very poorly	Unsure	Responses
How well do you think the draft Management Plan will protect Oregon White Oaks? Count Row %	2 11.8%	11 64.7%	3 17.6%	0 0.0%	0 0.0%	1 5.9%	17
How well do you think the draft Management Plan will protect camas and wildflower areas? Count Row %	2 11.8%	13 76.5%	1 5.9%	0 0.0%	0 0.0%	1 5.9%	17
How well do you think the draft Management Plan will protect the Lord & Schryver Gardens? Count Row %	2 11.8%	10 58.8%	4 23.5%	0 0.0%	0 0.0%	1 5.9%	17
How well do you think the draft Management Plan will protect the historic character? Count Row %	1 5.9%	11 64.7%	3 17.6%	1 5.9%	0 0.0%	1 5.9%	17
<b>Totals</b> Total Responses							17

BUSH'S PASTURE PARK & DEEPWOOD ESTATE GARDENS

5. Please indicate your level of support for the following potential actions.

	Very comfortable/supportive	Comfortable/supportive	Neutral	Uncomfortable/not supportive	Very Uncomfortable/supportive	Responses
How supportive are you of moving the Art Fair out of the Upper Oak Grove and eventually off-site? Count Row %	3 17.6%	5 29.4%	6 35.3%	0 0.0%	3 17.6%	17
How supportive are you of additional art installation(s) in the park as identified in the Opportunities and Constraints table? Count Row %	3 17.6%	0 0.0%	7 41.2%	3 17.6%	4 23.5%	17
How supportive are you of chemical uses in the park for control of invasive plants? Count Row %	1 5.9%	6 35.3%	6 35.3%	3 17.6%	1 5.9%	17
How supportive are you of reducing Mission Street frontage parking (by nearly half) to provide a nicer entry to Bush's Pasture Park and a planted border with stormwater gardens? Count Row %	1 5.9%	4 23.5%	6 35.3%	2 11.8%	4 23.5%	17
How supportive are you of considering removing the Upper Leffelle playground equipment in the park and just allowing picnicking? Count Row %	2 12.5%	1 6.3%	3 18.8%	5 31.3%	5 31.3%	16



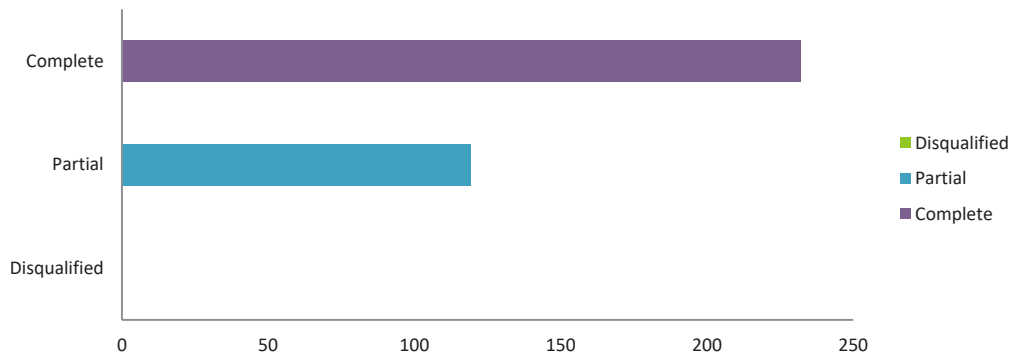
6. What is missing from the draft documents?

ResponseID	Response
1	1. There are a number of culturally-important native plants and not just camas and White Oaks - these include Checker Lily, Ookow, Elegant Brodiaea, Chocolate Tips, Nine-Leaf Lomatium, Cat's Ear Lily, Tiger Lily, Ocean Spray and many others. In all, there are nearly 60 species of native forbs and shrubs and two dozen native trees and ferns. We should aim to preserve all of them. 2. I need more information to support chemical invasive weed control because of potential harm to natives - what invasive weeds are we targeting, where, with what chemicals and what control methods. There are a number of invasive weeds beyond our control now. 3. The 3 management areas I chose above are the richest with native plants. In terms of native plants, the current management regime (with the exception of controlling squirrels) in these areas is working. 4. We should aim to keep the "natural" areas as natural as possible and not turn them into gardens through plantings and replantings. For example, the lower Oak grove behind the baseball has healthy, diverse populations of native plants (same with riparian area). 5. Some of the social trails are harmless and provide access to some of the wildflowers (such as Cat's Ear Lily and Lomatium dissectum (Chocolate tips) and should be retained,
3	Consideration of the history of Bush Park as a gathering place.
5	Species management plan for the slender-billed white-breasted nuthatch and any other sensitive species that use the oaks and camas.
9	It would be very useful to have a table by numbered area of who the user of that area are currently, how you can increase the usage and control negative impacts, and what has been the reason for low usage if that has been the case.
10	I think we are forgetting the deed restrictions. This is first and foremost an area that was gifted for park and playground purposes. It should be left open for the public for those purposes. We need to balance the fact that it is a public park with allowing some protection of native plants and trees.
11	I'd like the period of interpretation listed for Deepwood Gardens considered to align better with when the garden creation was underway in the early 1930s.
17	To be determined.
18	They seem comprehensive to me, now.
19	A more definitive statement about repurposing the Root House for a visitor   interpretive center and relocating all park maintenance functions to area 15.
20	1. It's a bit all or nothing. There is a menu of actions for the different areas but one has to grade the package. Some things could be positive but others less so. There was no way of responding to the different suggestions within each section, according to their strengths or weaknesses, or to the broader nuances of the situation. 2. The financial considerations if you chase Art Fair away. Because of Art Fair, Bush Park is considered a tourist venue and therefore all the park's maintenance is funded through TOT (Transient Occupancy Tax Tourism Fund). 3. An assessment of the value of community use.



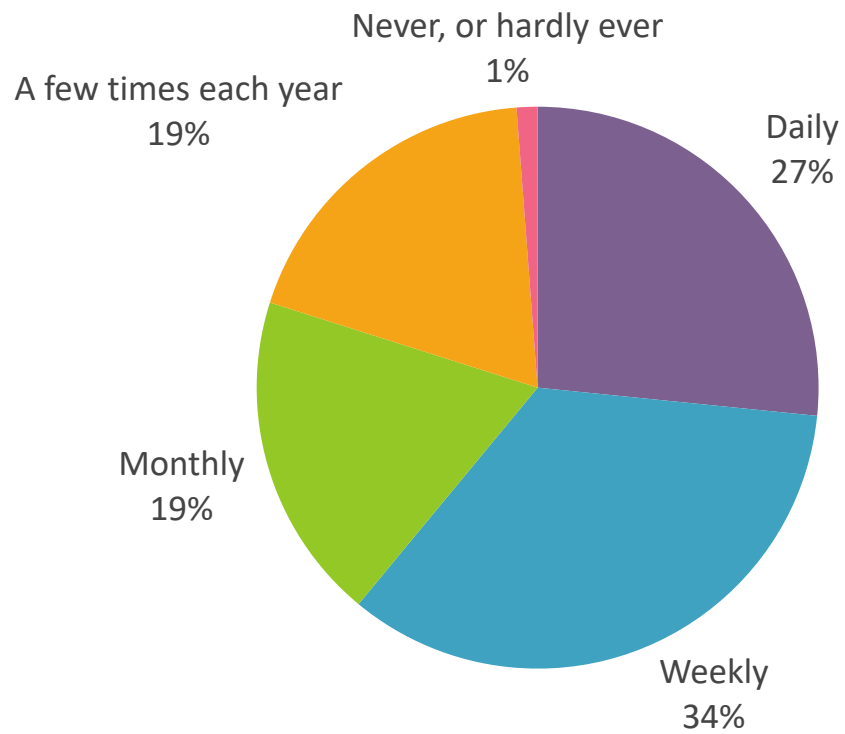
## Bush's Pasture Park and Deepwood Gardens Virtual Open House 1 *August 31, 2020*

### Response Statistics

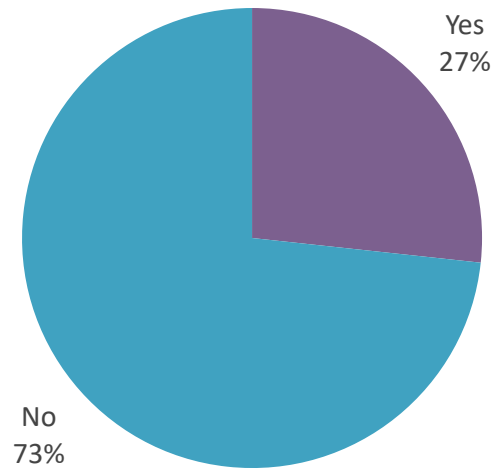


	Count	Percent
Complete	232	66.1
Partial	119	33.9
Disqualified	0	0
Totals	351	

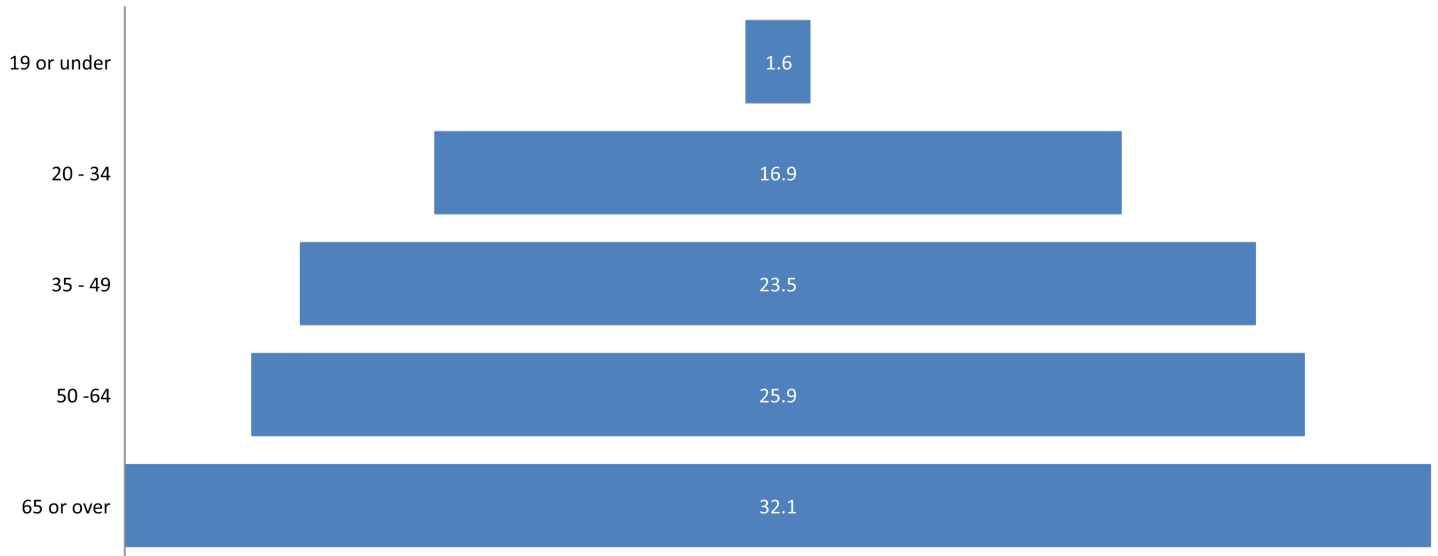
# 1. How often do you visit Bush's Pasture Park or Deepwood Gardens?



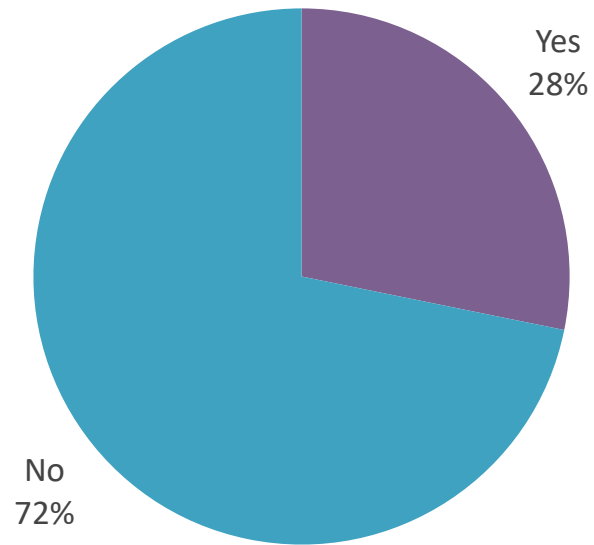
2. Do you come to the Bush's Pasture Park or Deepwood Gardens for a specific reason or event?



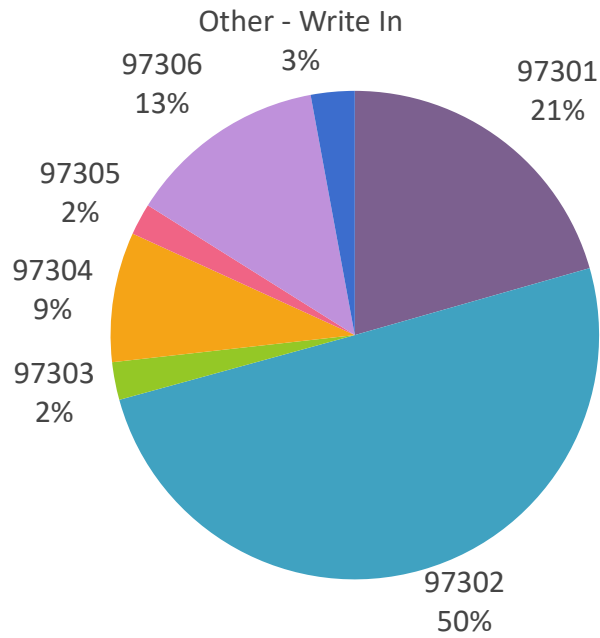
### 3.What Age Group do you belong to?



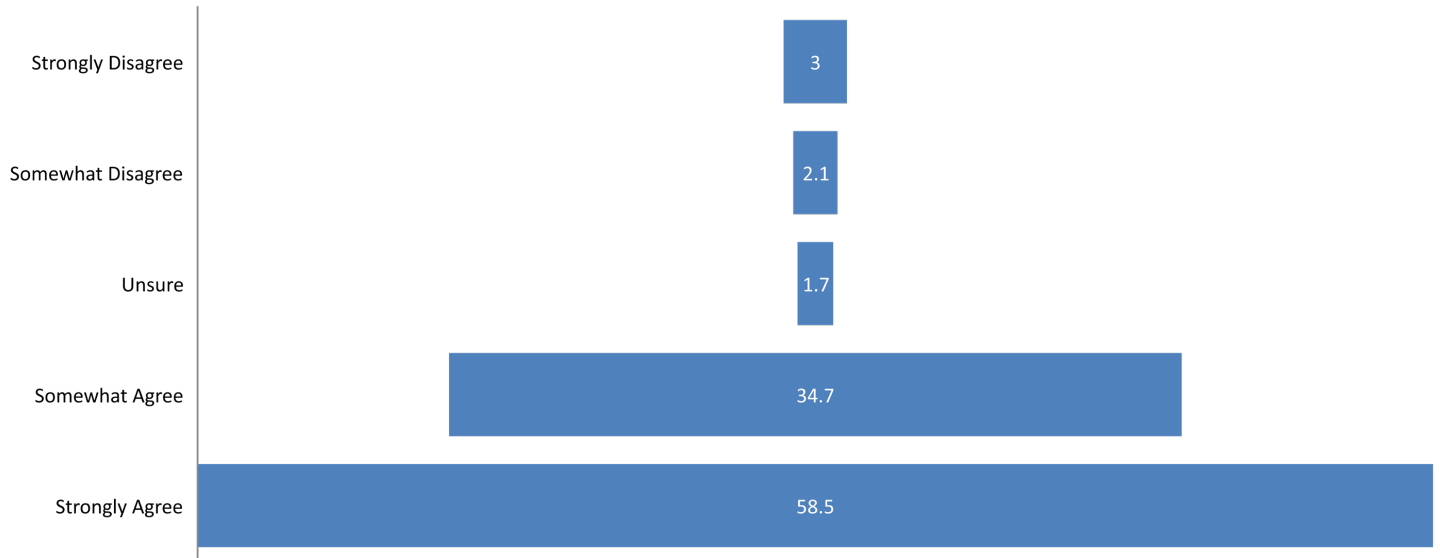
#### 4. Do you have youth/children under 18 in your household?



5. Where do you live? Please provide the ZIP code for your home.

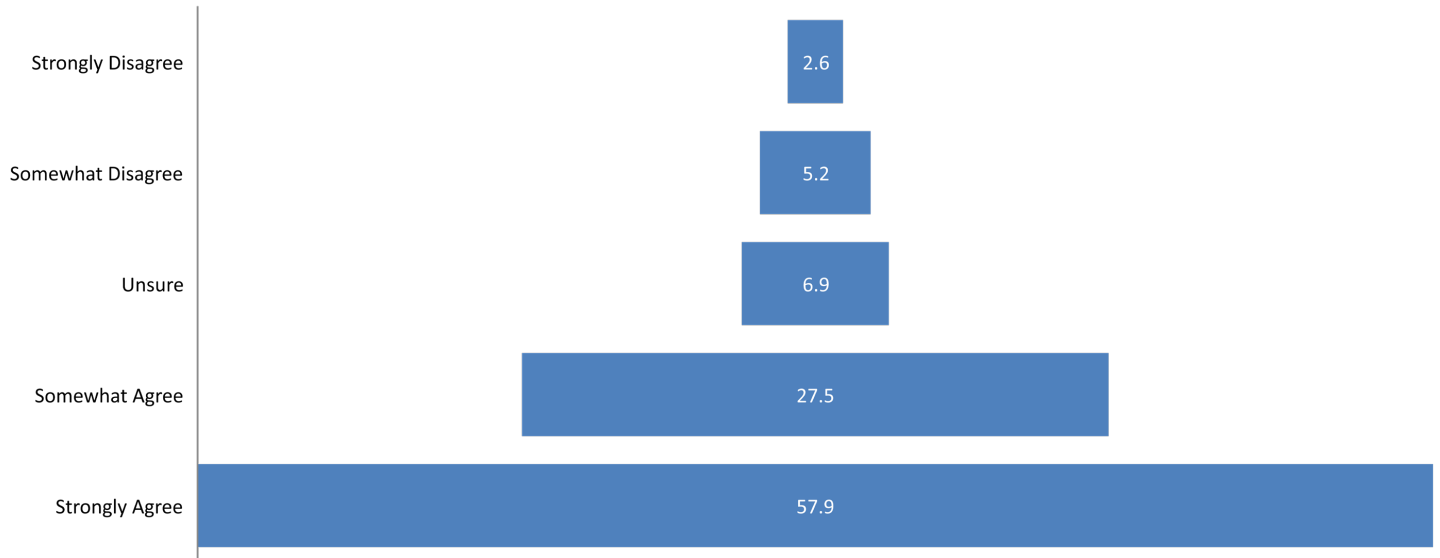


6.I am aware of the historic and cultural significance of the site.

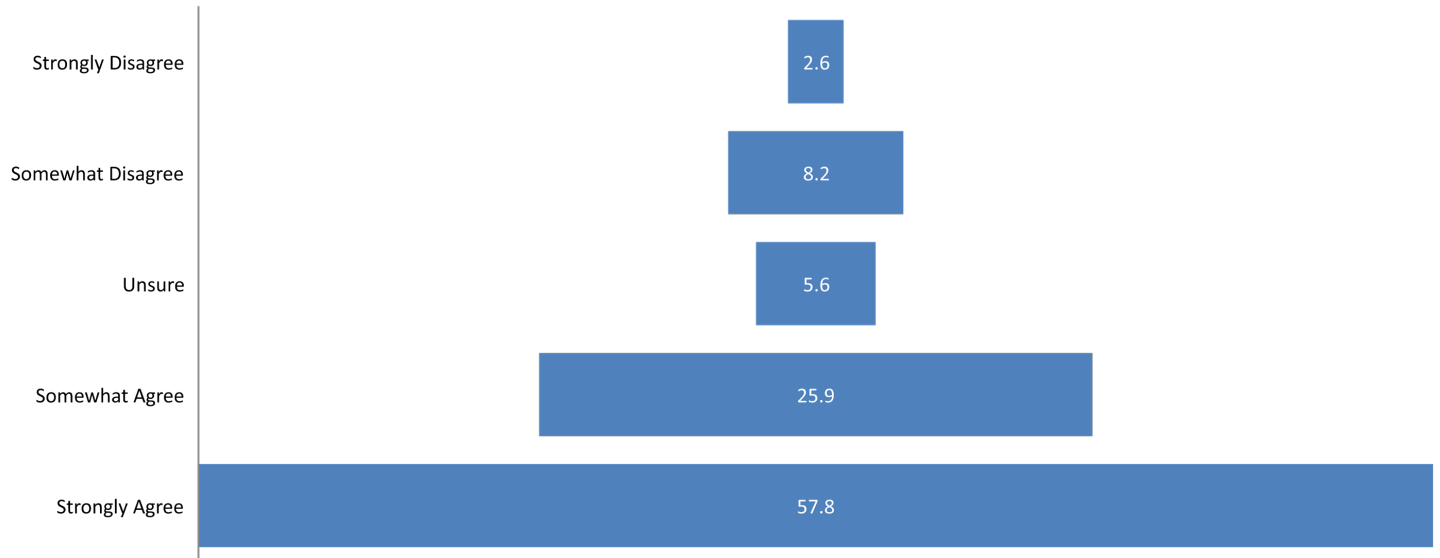




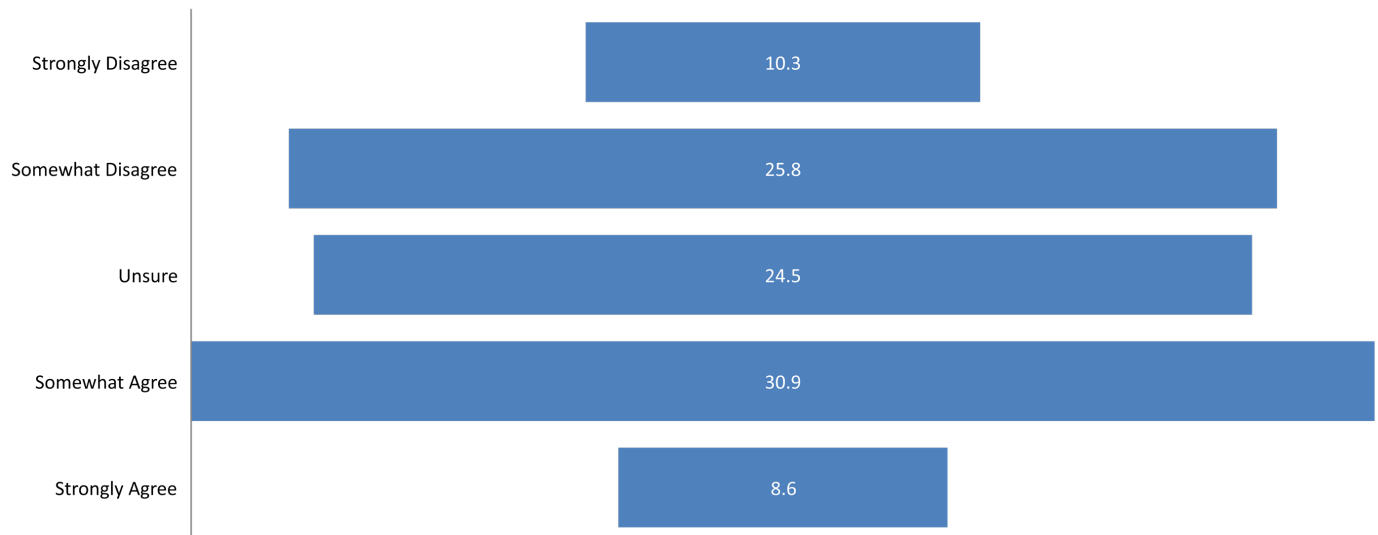
7.The trail system allows me to get to where I want to go.



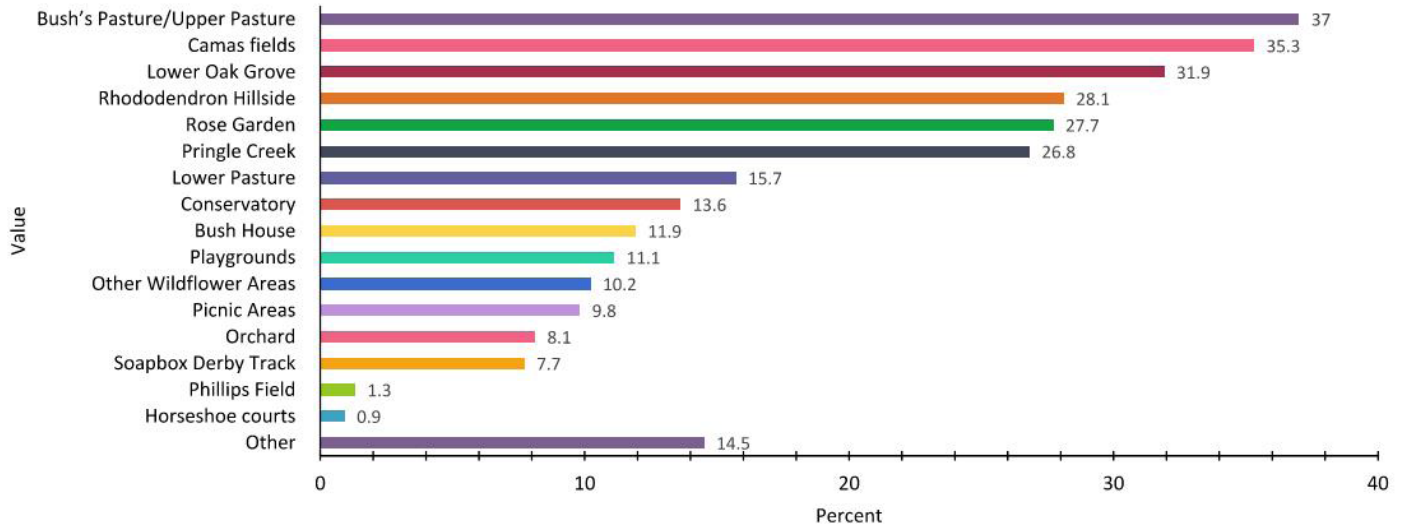
## 8. It is easy to know where I am and find what I am looking for.



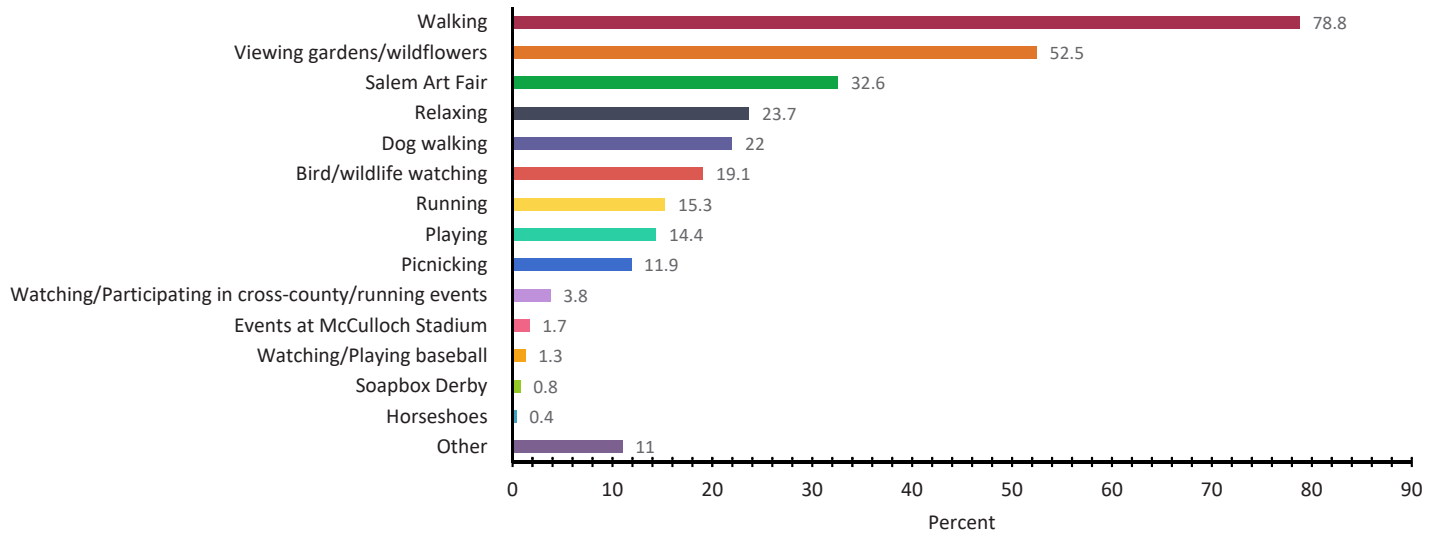
9. Sensitive areas, such as the oaks, camas, and Pringle Creek, are protected from overuse.



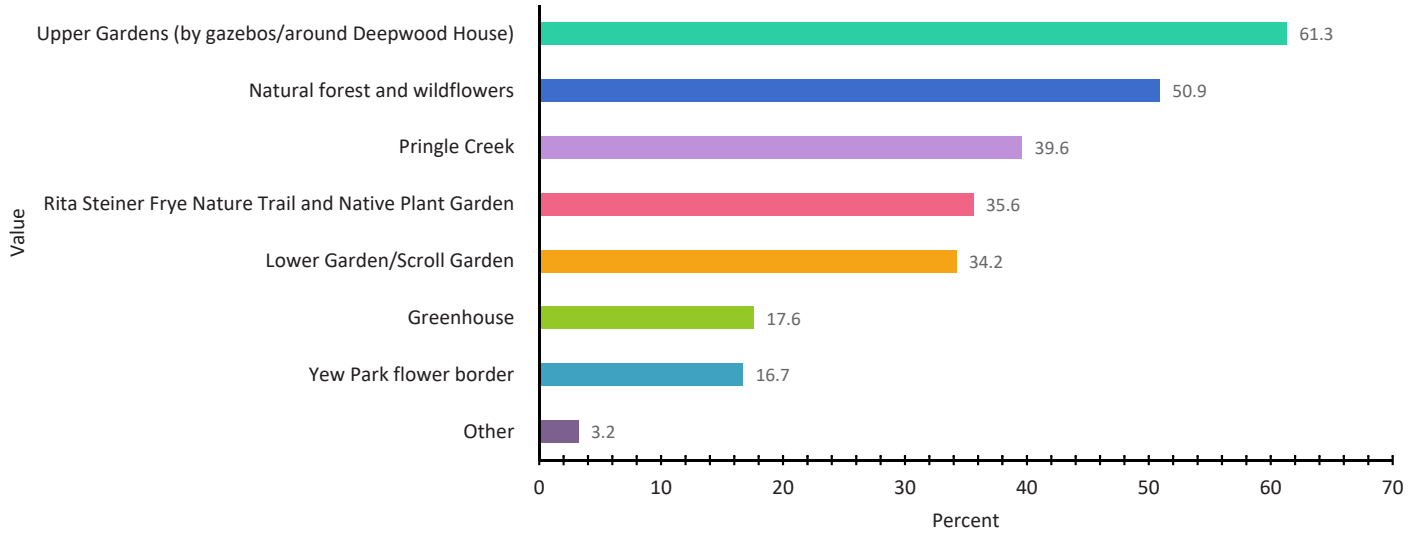
10. What are your favorite parts of Bush's Pasture Park (See Base Map).  
Pick up to three



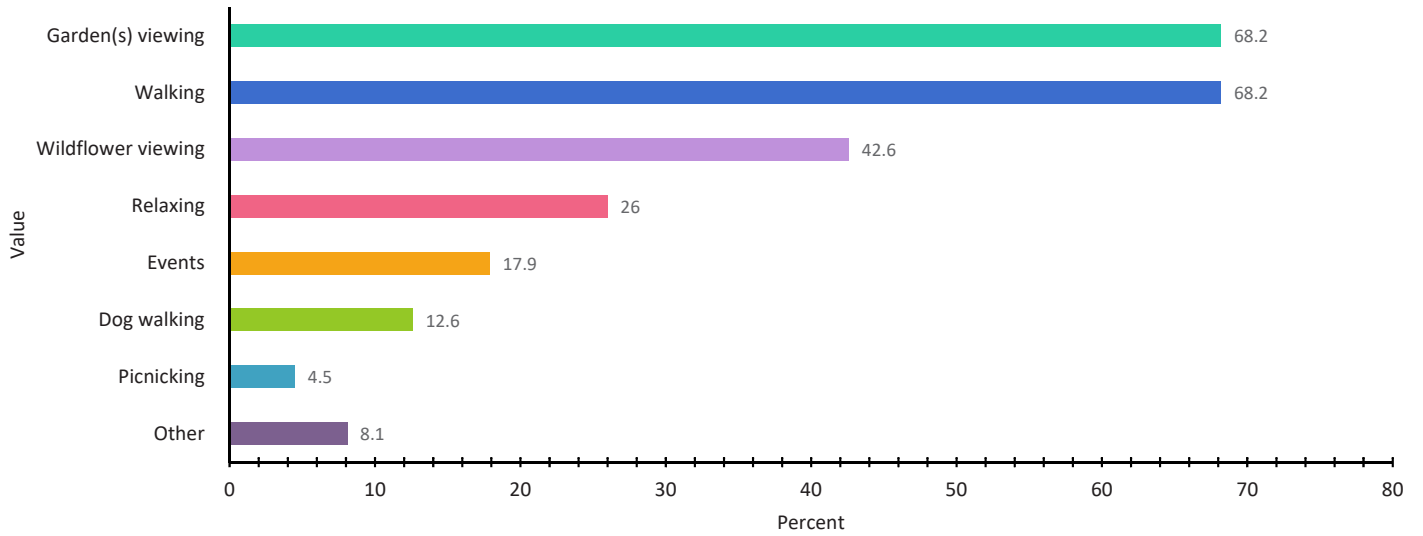
### 11. What are your favorite activities at Bush's Pasture Park? Pick up to three:



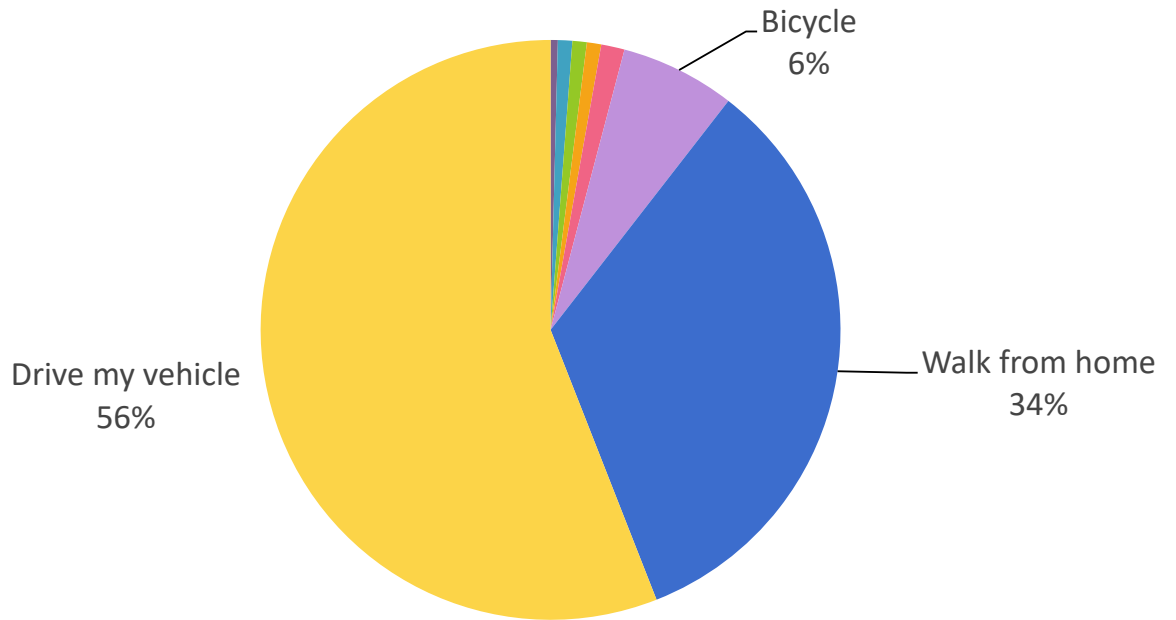
### 12. What are your favorite parts of Deepwood Gardens? Pick up to three:



### 13. What are your favorite activities at Deepwood Gardens? Pick up to three:

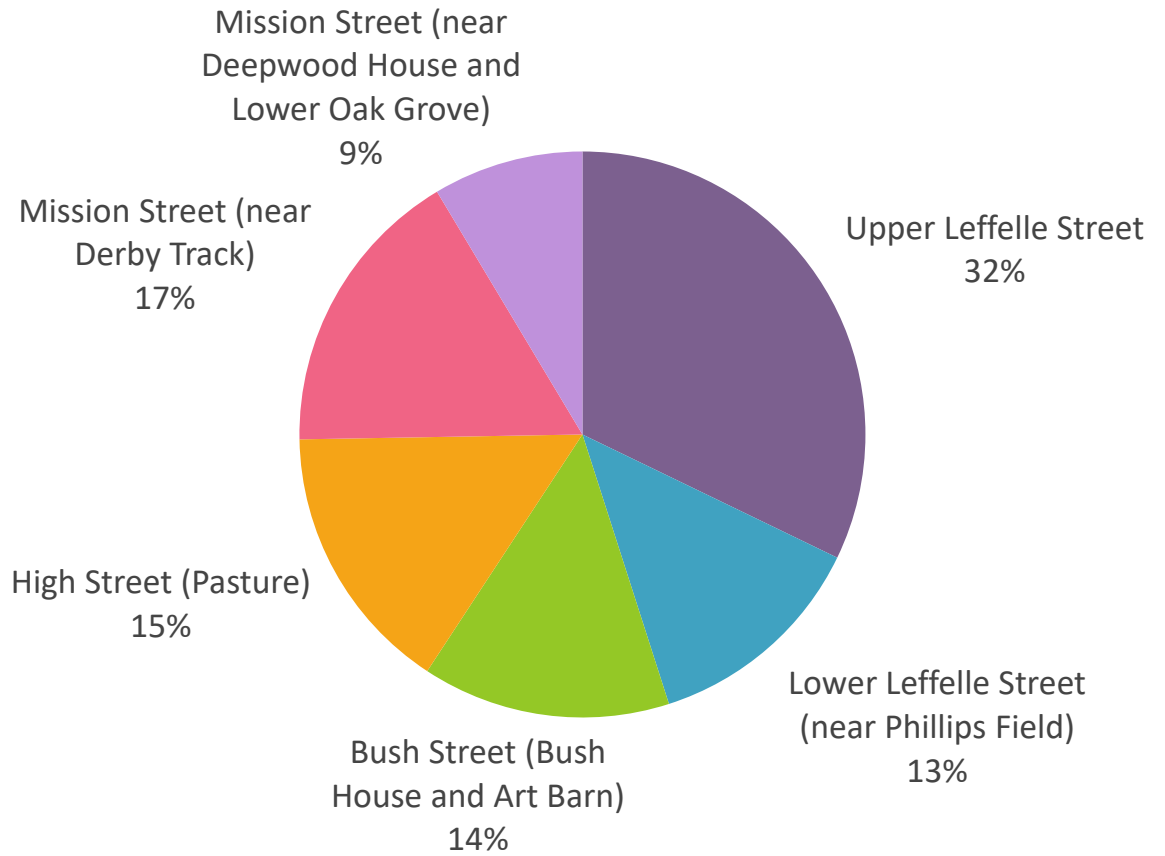


### 14.How do you get to the park typically?

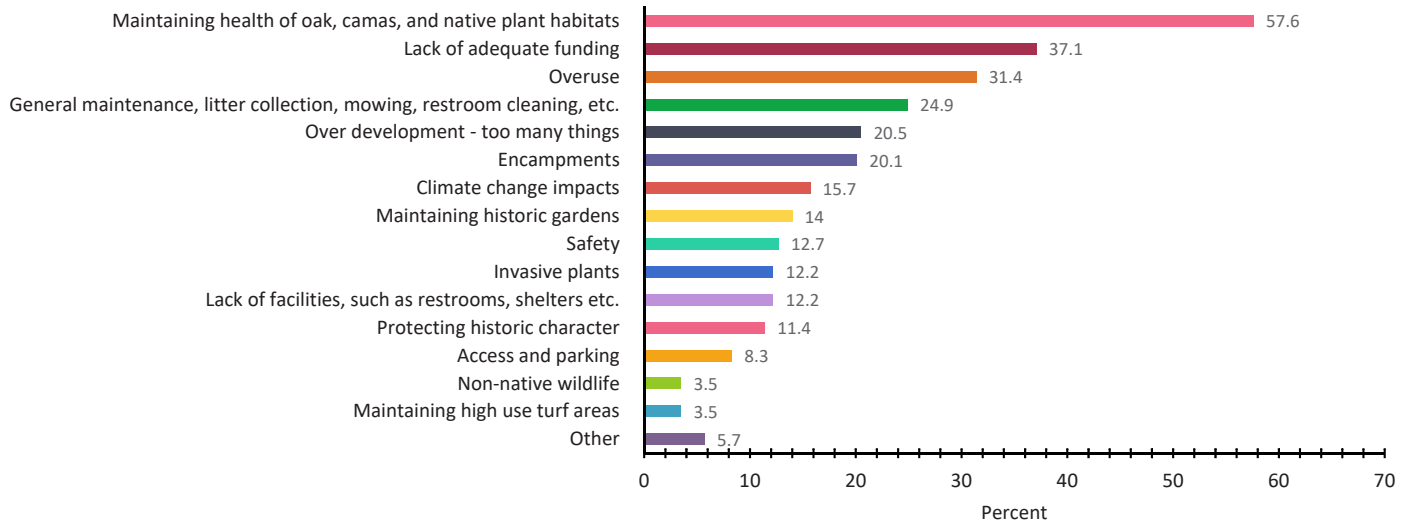




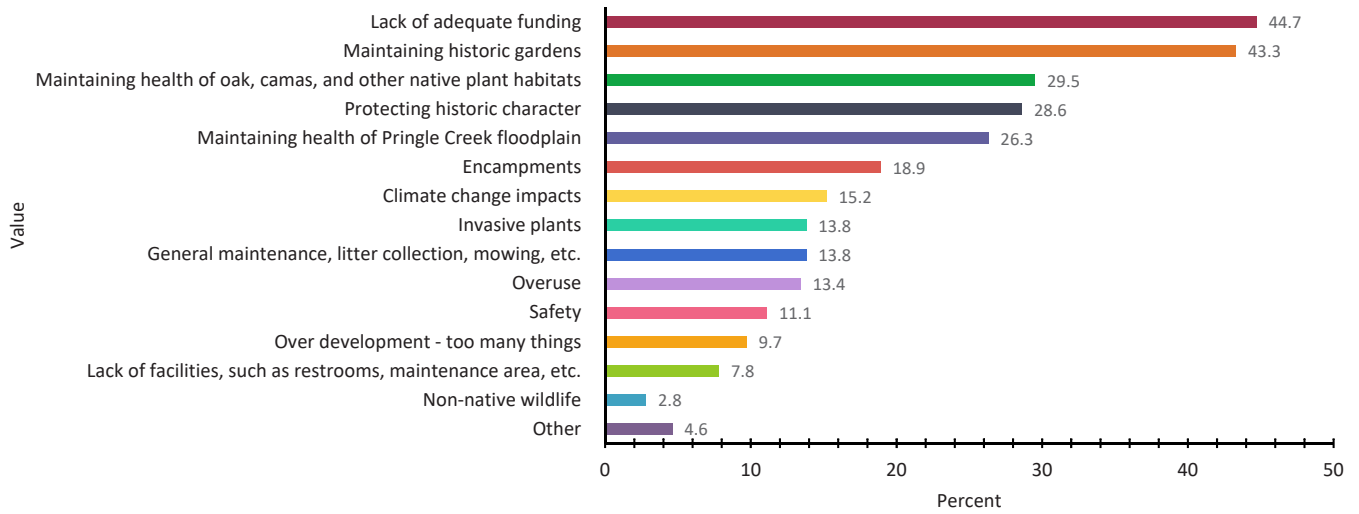
### 15. Where do you enter Bush's Pasture Park when you visit?



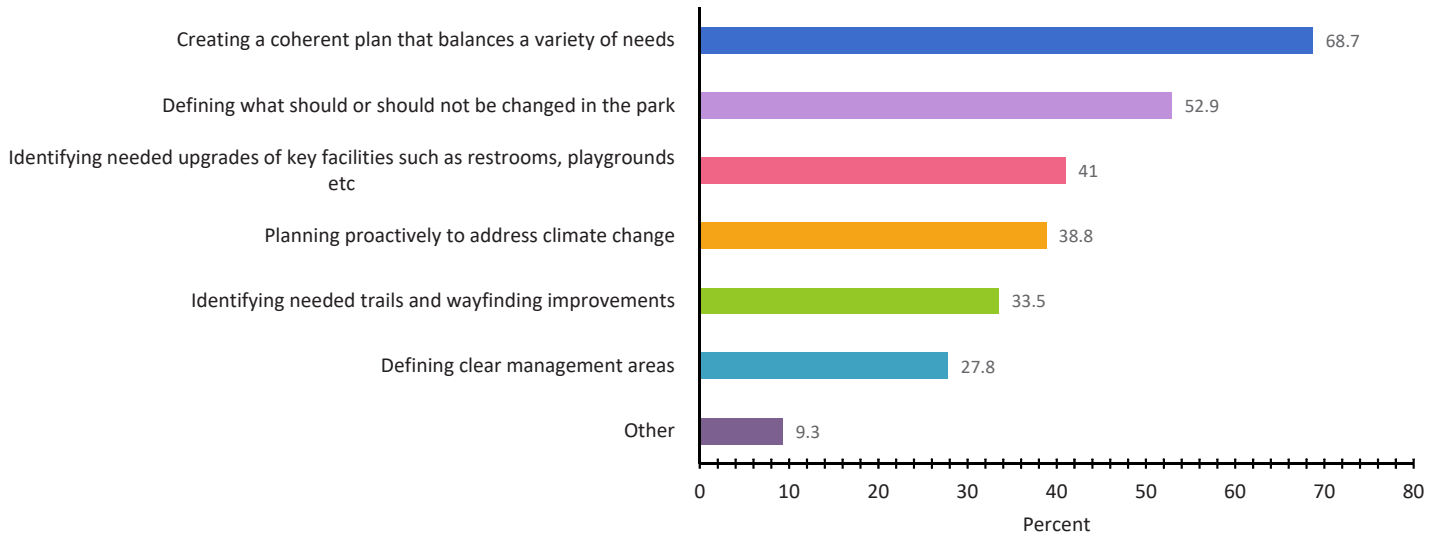
16. What are the biggest challenges for Bush's Pasture Park for the next 20+ years? Pick top three:



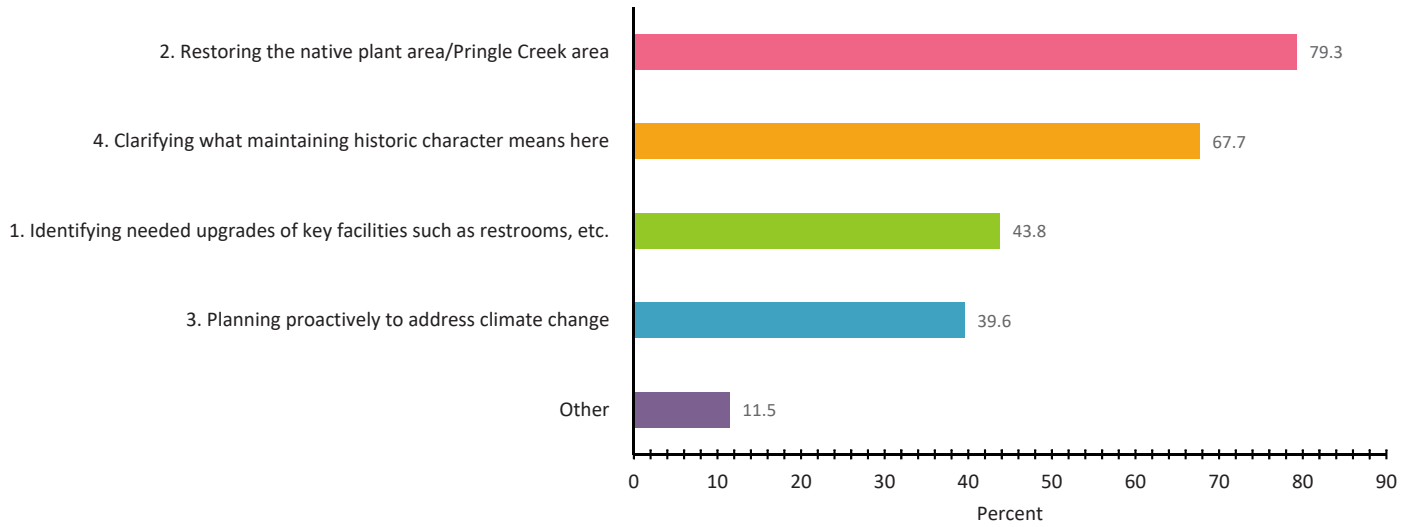
17. What are the biggest challenges for Deepwood for the next 20+ years? Pick top three:







18. What are the biggest opportunities for Bush's Pasture Park with this project? Pick top three.



19. What are the biggest opportunities for Deepwood with this project? Pick top three.



20.What would you like to see happen in Yew Park (area at corner of Mission and 12th Streets)?

Value		Percent	Count
1. No opinion		48.2%	109
2. Keep as is		30.1%	68
3. Add new features: write in		20.8%	47
4. Remove features: write in		0.9%	2
<b>Totals</b>			226

21. What is the one thing you would **NOT want to see change** at Bush's Pasture Park?

*Full text of open-ended answers appended*

22. What is the one thing you would **NOT want to see change** at Deepwood?

*Full text of open-ended answers appended*

23. What is the one thing you would **want to see change** at Bush's Pasture Park?

*Full text of open-ended answers appended*

24. What is the one thing you would **want to see change** at Deepwood Gardens?

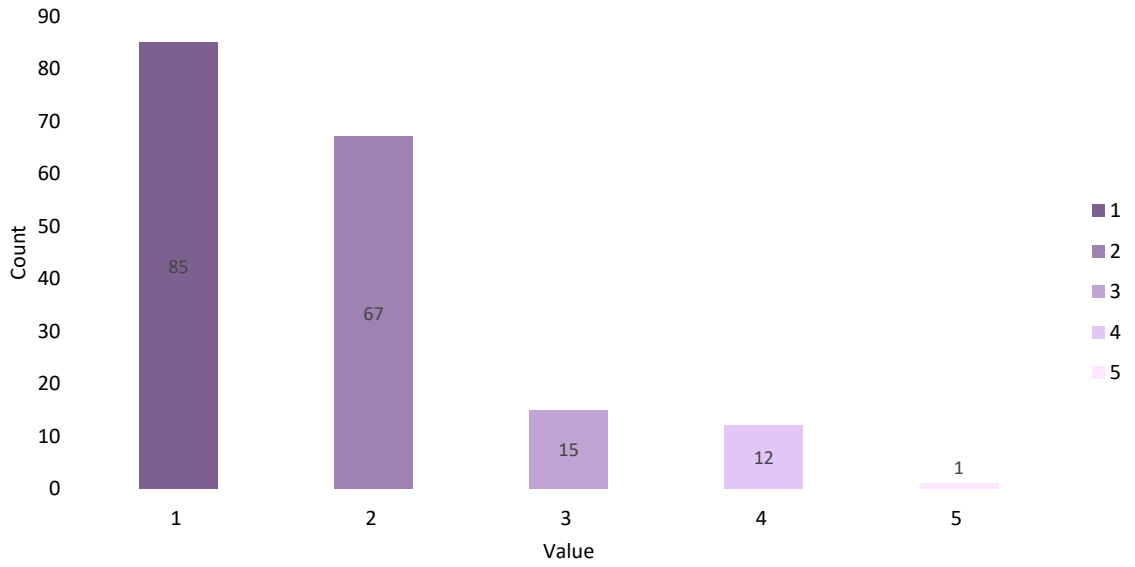
*Full text of open-ended answers appended*



25. Are there other issues that you want the Cultural Landscape Management Plan for Bush's Pasture Park and Deepwood Gardens to address?

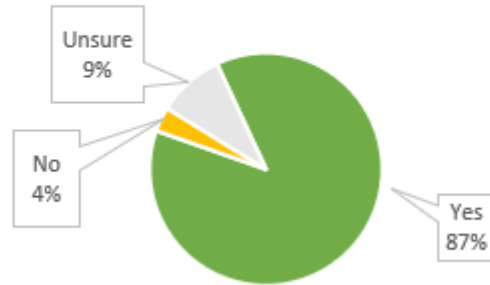
*Full text of open-ended answers appended*

26.How was this survey for you? Move the slider below to indicate if the survey was easy or challenging.

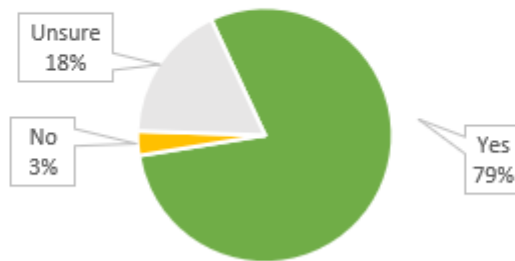


Open House Survey #2

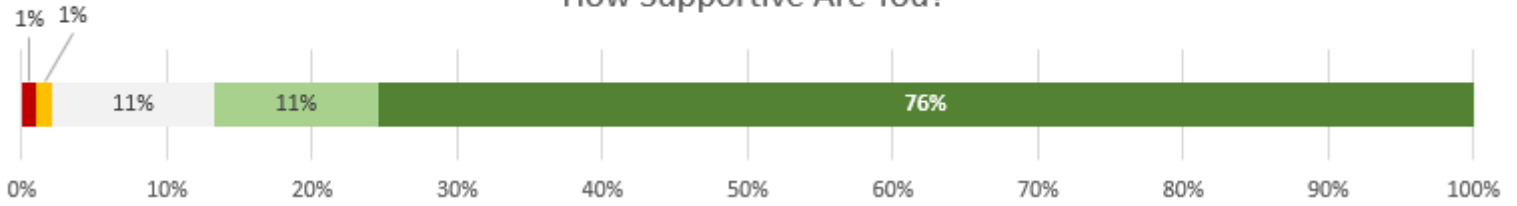
The draft Vision defines an appropriate direction for the Cultural Landscape Management Plan.



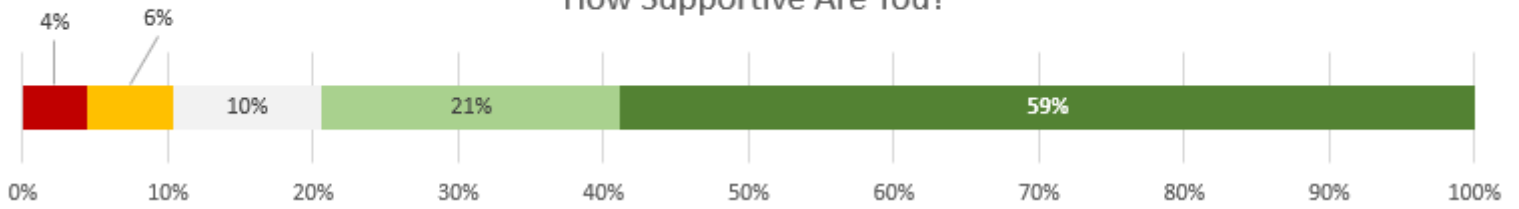
The draft Vision sets an appropriate balance for enhancing the natural community, protecting historical features, while maintaining recreational activities.



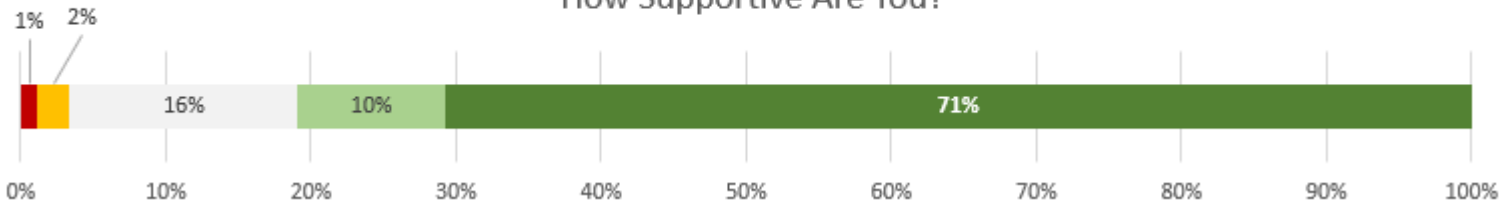
### Rose Garden, Historic Orchard and Shrub Collection, Bush House Grounds: How Supportive Are You?



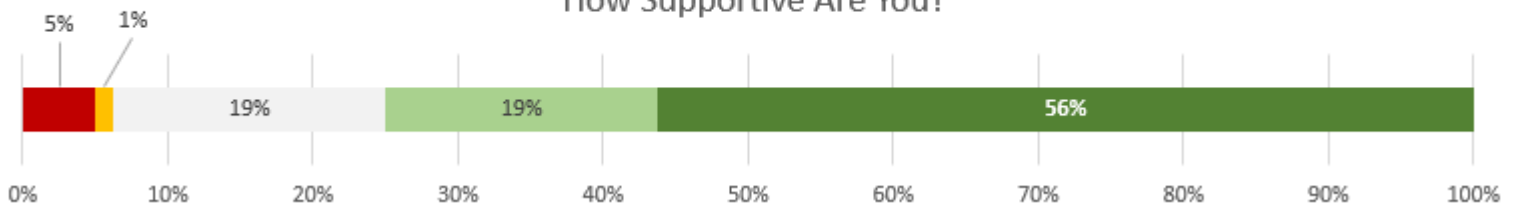
### Soapbox Derby Track & Entrances: How Supportive Are You?



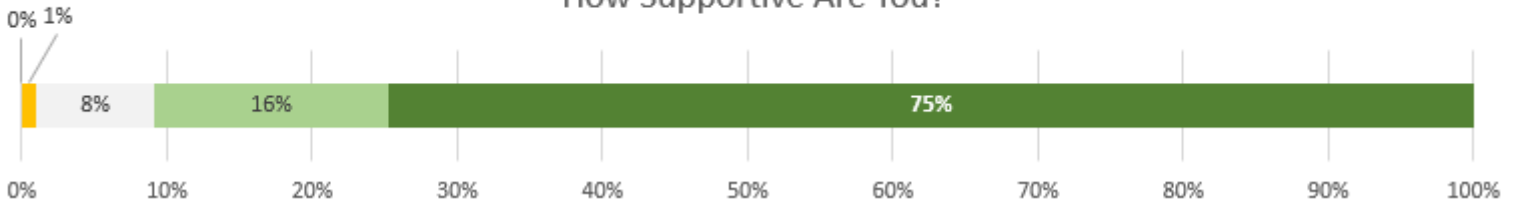
### Pringle Creek: How Supportive Are You?



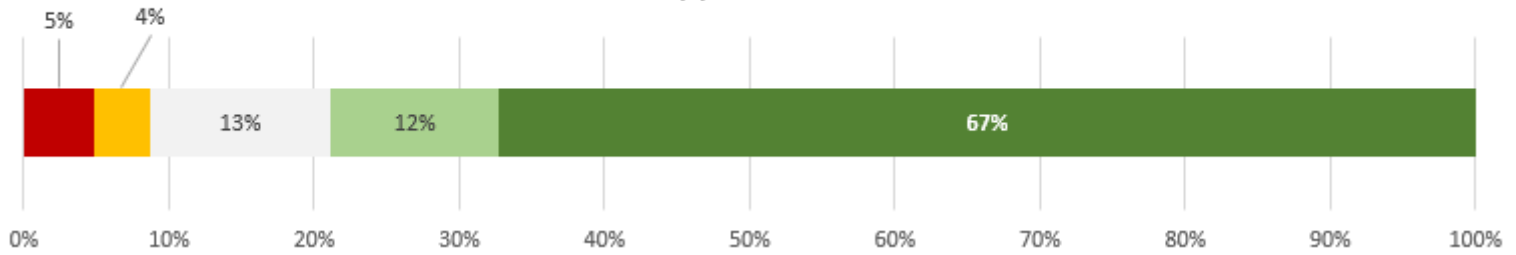
### Deepwood Estate Gardens & Yew Park: How Supportive Are You?



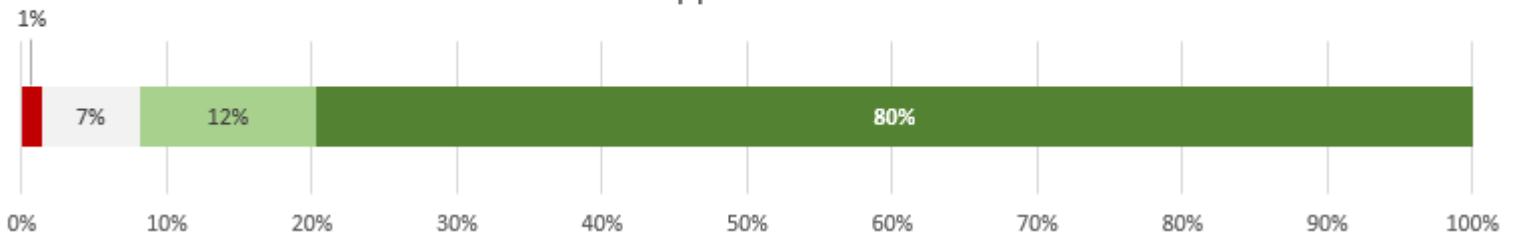
### Lower and Upper (Bush's) Pastures: How Supportive Are You?



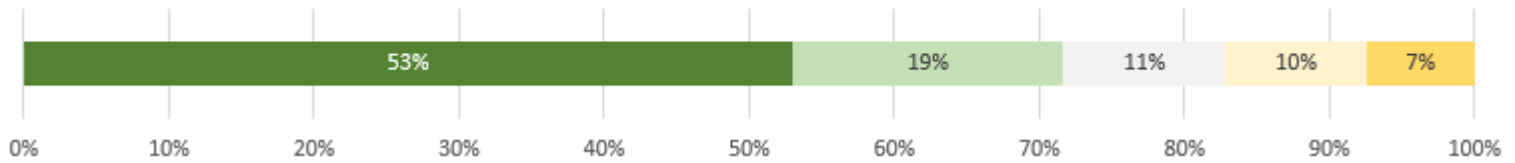
### Lower and Upper Oak Groves: How Supportive Are You?



### Rhododendron Hillside: How Supportive Are You?



### What was your experience taking this survey? Choose from 1 to 5, with 1 being Easy and 5 being Challenging



Open House Survey #3

# Report for Draft Cultural Landscape Management Plan Review

## Response Counts

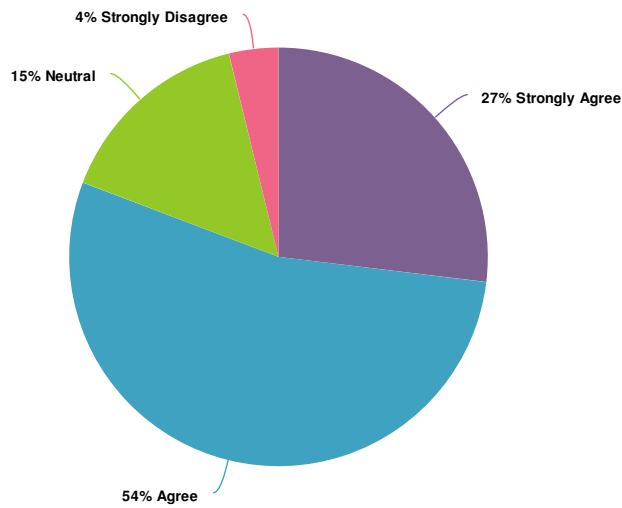
Completion Rate:	100%	
Complete		 27





---

Totals: 27



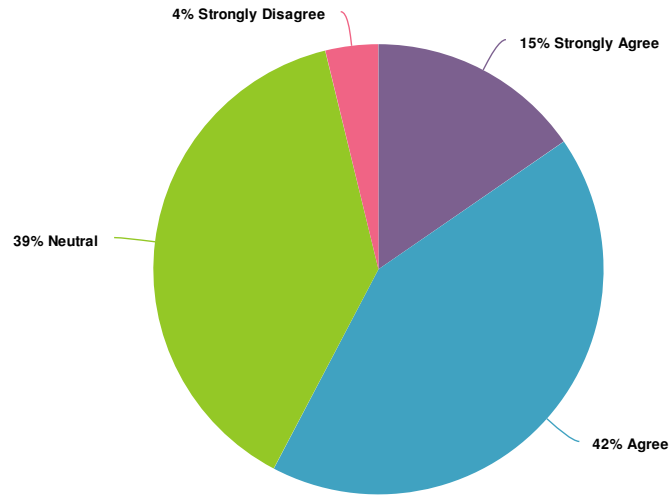
1. How well do you agree that the management plan areas and recommendations (Chapter 4) reflect the four goals and vision as stated in the Plan?







Value		Percent	Responses
Strongly Agree		26.9%	7
Agree		53.8%	14
Neutral		15.4%	4
Strongly Disagree		3.8%	1

Totals: 26

2. How well do you agree that the process to move forward (Chapter 5) will provide a clear direction for park management?



Value		Percent	Responses
Strongly Agree		15.4%	4
Agree		42.3%	11
Neutral		38.5%	10
Strongly Disagree		3.8%	1

Totals: 26

CITY OF *Salem*  
AT YOUR SERVICE

Prepared by



[www.migcom.com](http://www.migcom.com)



WillametteCRA